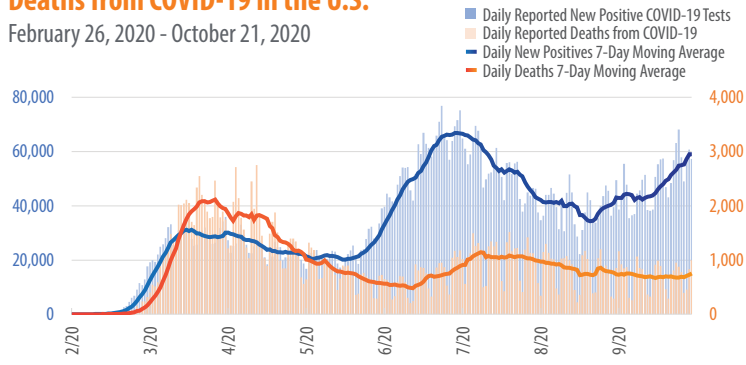


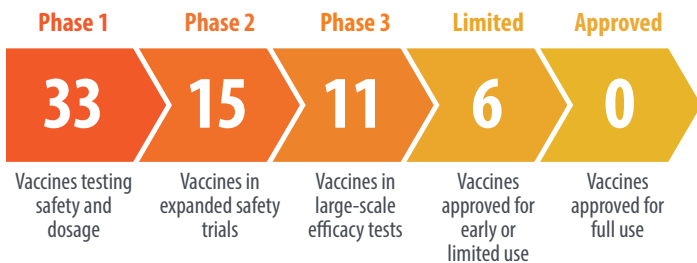
First Trust COVID-19 TRACKER

Daily Reported New Positive COVID-19 Tests vs. Daily Reported Deaths from COVID-19 in the U.S.

February 26, 2020 - October 21, 2020



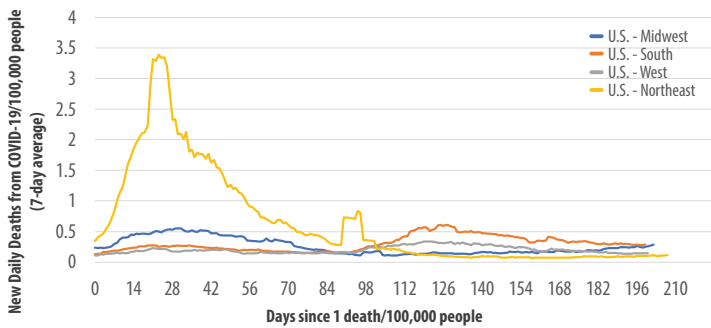
Source: Covidtracking.com



Source: The New York Times. Data as of October 20, 2020.

Daily Reported Deaths from COVID-19 per 100,000 People by U.S. Region

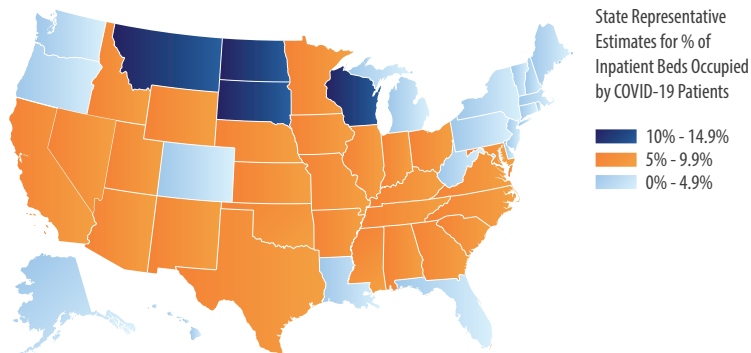
As of October 20, 2020



Sources: 91-DIVOC.com, Johns Hopkins University CSSE

State Representative Estimates for Hospital Bed Occupancy

As of October 20, 2020

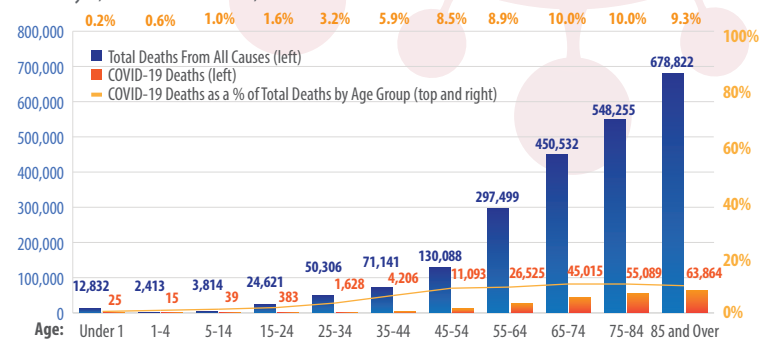


Source: hhs.gov

A report from McKinsey & Co. found that **disrupting in-person classes through January 2021 could result in the loss of \$61,000 to \$82,000 in lifetime earnings for the average K-12 student in the U.S.**¹

Total Deaths and COVID-19 Deaths in the U.S. by Age Group

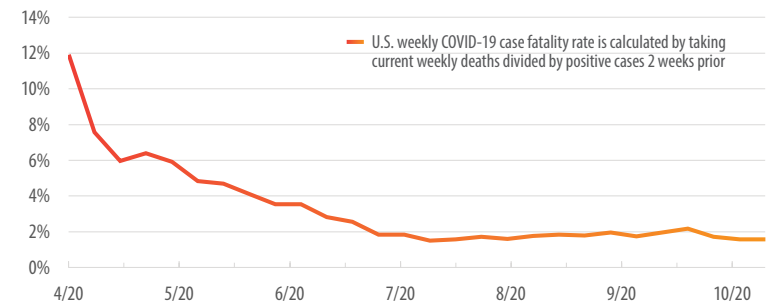
February 1, 2020 - October 17, 2020



Sources: CDC.gov, National Center for Health Statistics

U.S. Weekly COVID-19 Case Fatality Rate

April 12, 2020 - October 18, 2020



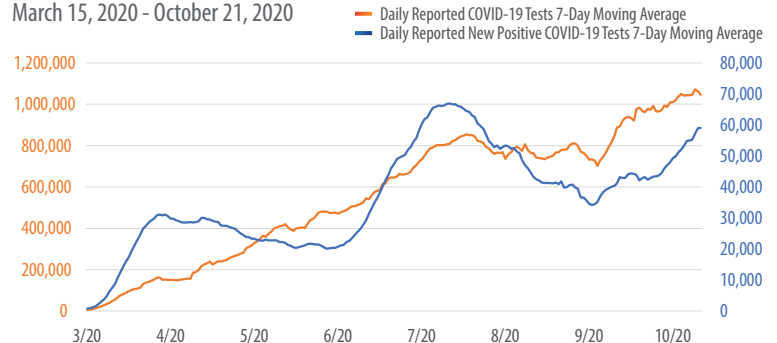
Source: Covidtracking.com



On October 21, **95 COVID-19 fatalities were reported in Florida**, 16 had at least a two-month separation between the time the individuals tested positive and passed away, another 5 had at least a three-month separation. **Meanwhile 11 of the fatalities reported on October 21, occurred more than a month ago.**²

Daily Reported COVID-19 Tests vs. Daily Reported New Positive COVID-19 Tests

March 15, 2020 - October 21, 2020



Source: Covidtracking.com

¹wsj.com (October 20, 2020); ²floridahealth.gov