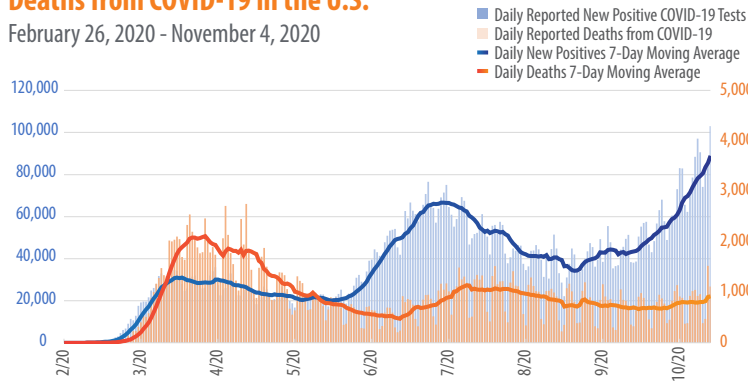


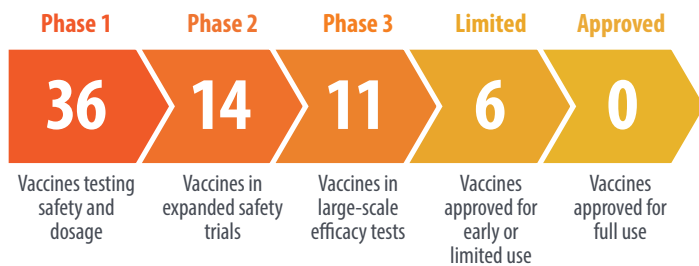
First Trust COVID-19 TRACKER

Daily Reported New Positive COVID-19 Tests vs. Daily Reported Deaths from COVID-19 in the U.S.

February 26, 2020 - November 4, 2020



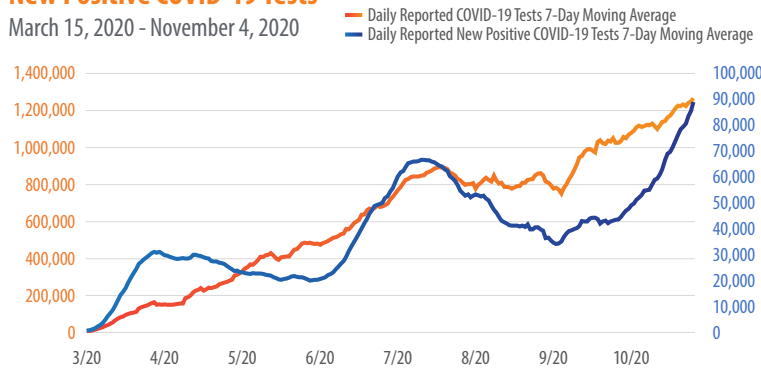
Source: Covidtracking.com



Source: The New York Times. Data as of November 3, 2020.

Daily Reported COVID-19 Tests vs. Daily Reported New Positive COVID-19 Tests

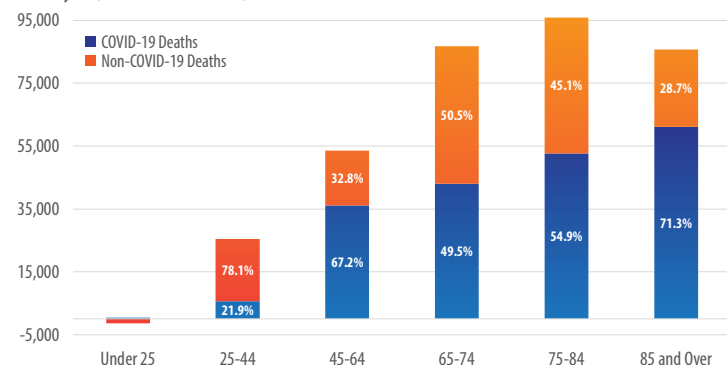
March 15, 2020 - November 4, 2020



Source: Covidtracking.com

Total Excess Deaths By Age Group

January 26, 2020 - October 3, 2020

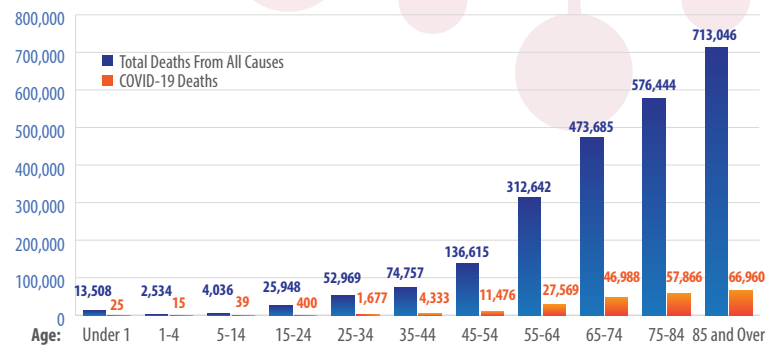


Source: CDC.gov. Excess deaths for each age group are calculated by subtracting the expected number of deaths (based on the 2015-19 average of the first 43 weeks of each year) from the total deaths that have occurred over the same time period in 2020.

September was the first month nursing homes were eligible for federal "pay-for-performance" incentives tied to controlling COVID-19. **Reported deaths at U.S. nursing homes dropped by 1,217, or 26.7% in September, compared with August while COVID-19 infections fell by 5,131, for a 19.5% reduction.** As a result, 10,501 nursing homes will split \$333 million in performance-based payments.¹

Total Deaths and COVID-19 Deaths in the U.S. by Age Group

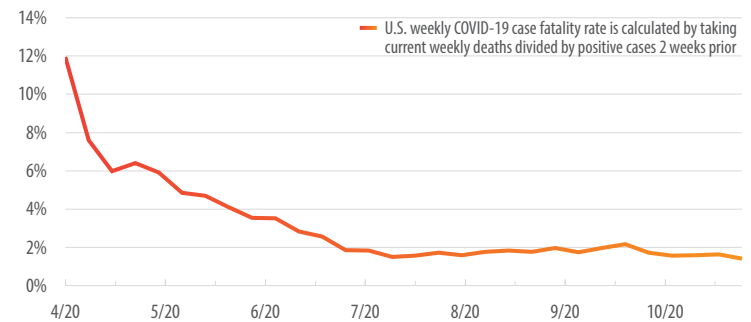
February 1, 2020 - October 31, 2020



Sources: CDC.gov, National Center for Health Statistics

U.S. Weekly COVID-19 Case Fatality Rate

April 12, 2020 - November 1, 2020



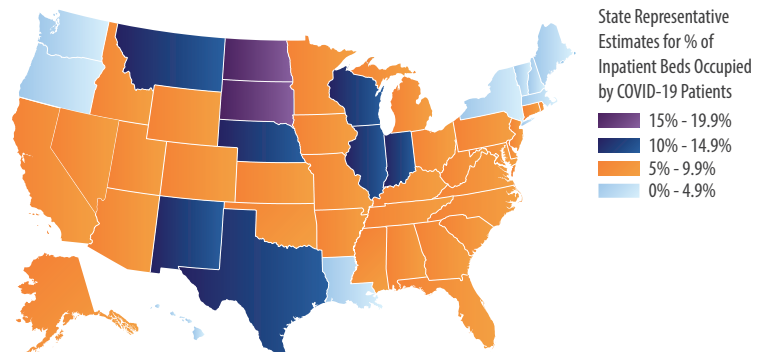
Source: Covidtracking.com



D.C. Public Schools said data shows a **decline of 11 percentage points in the number of kindergartners through second graders meeting literacy goals** at the start of the school year compared to a year ago.²

State Representative Estimates for Hospital Bed Occupancy

As of November 3, 2020



Source: HHS.gov

¹bloomberglaw.com (October 28, 2020); ²washingtonpost.com (October 22, 2020)