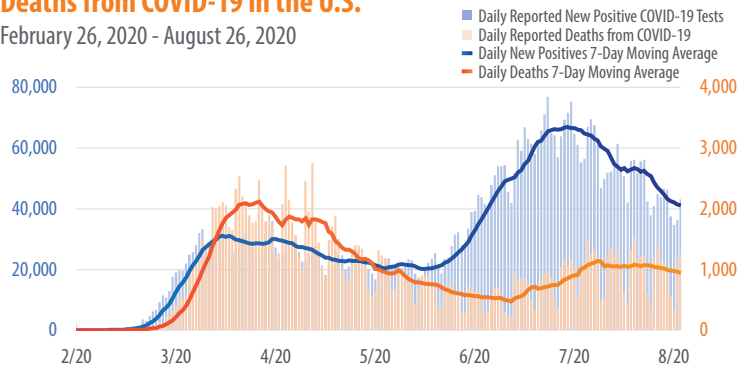


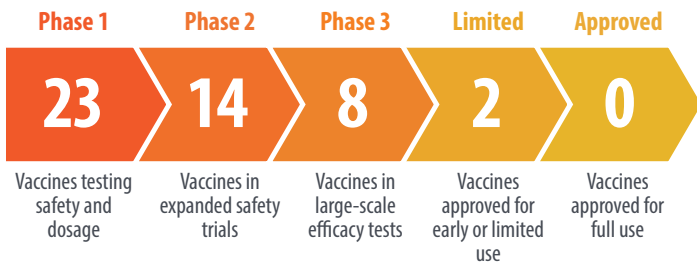
First Trust COVID-19 TRACKER

Daily Reported New Positive COVID-19 Tests vs. Daily Reported Deaths from COVID-19 in the U.S.

February 26, 2020 - August 26, 2020



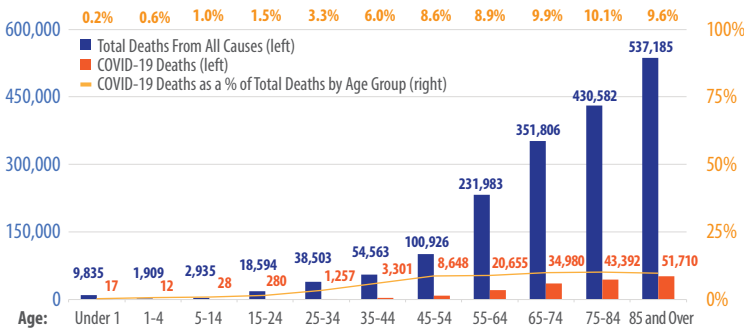
Source: Covidtracking.com



Source: The New York Times. Data as of August 27, 2020.

Total Deaths and COVID-19 Deaths in the U.S. by Age Group

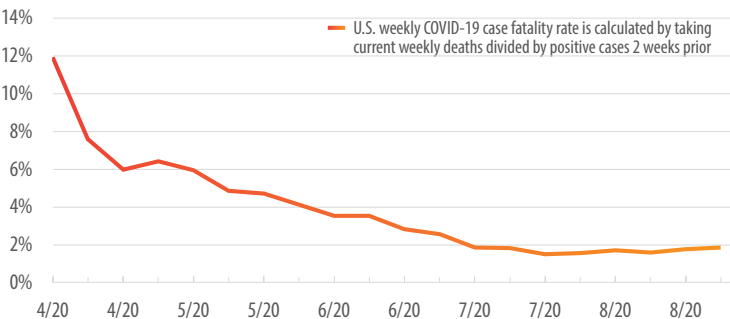
February 1, 2020 - August 22, 2020



Source: CDC.gov, National Center for Health Statistics

U.S. Weekly COVID-19 Case Fatality Rate

April 12, 2020 - August 23, 2020

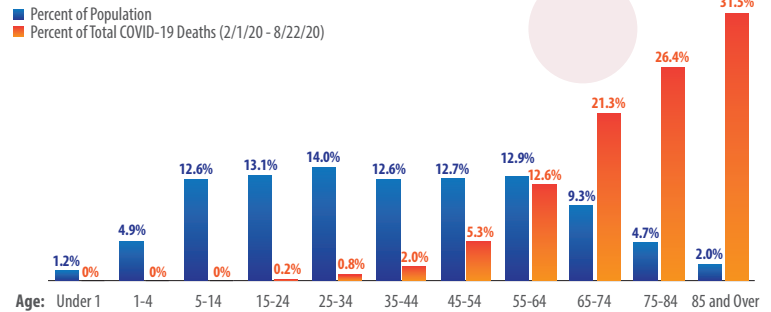


Sources: Covidtracking.com

Currently, there is **only 1 state (GA)** that has more than 20% of their inpatient hospital beds occupied by COVID-19 patients. There are currently **27 states** that have less than 5% of their inpatient hospital beds occupied by COVID-19 patients, **45 states under 10%.**¹

Deaths by Age vs. Share of Population in the U.S.

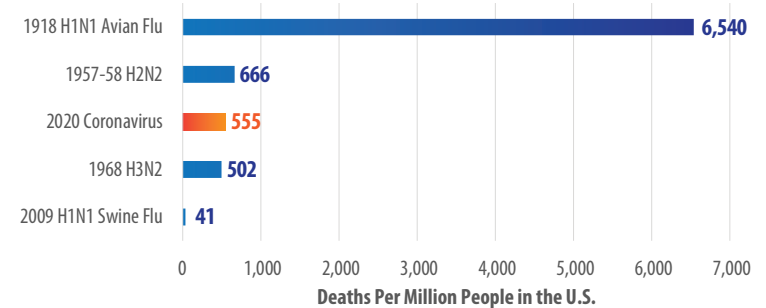
As of August 22, 2020



Source: CDC.gov, National Center for Health Statistics

Comparing Past Pandemics in the U.S.

As of August 26, 2020



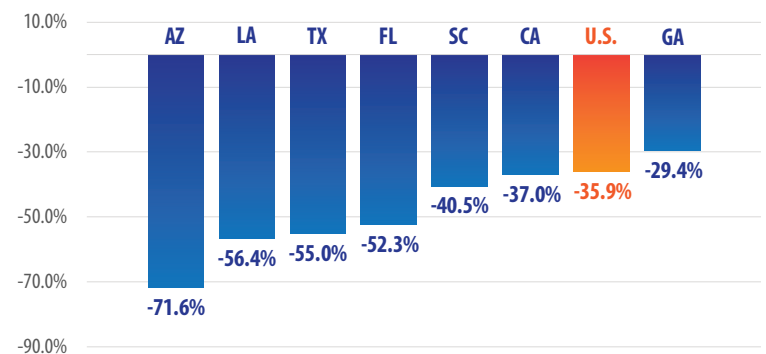
Source: Worldometers.info, CDC.gov, U.S. Census Bureau



The FDA has approved a **\$5 COVID-19 antigen test** from Abbott that **delivers results in just 15 minutes**. Abbott will ship tens of millions of tests in September, ramping to **50 million tests a month by October**. A mobile app will also be offered at no charge to allow people to show proof of testing where needed.²

Change in Hospital Occupancy from Peak for Select States and the U.S.

As of August 25, 2020



Source: Covidtracking.com

¹HHS.gov (as of August 25, 2020); ²abbott.com (as of August 26, 2020)