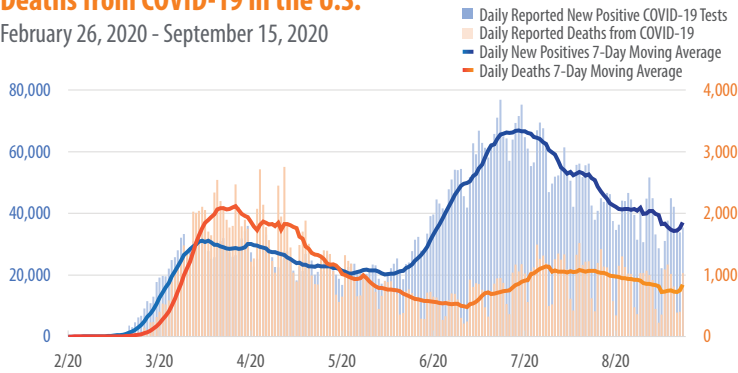


First Trust COVID-19 TRACKER

Daily Reported New Positive COVID-19 Tests vs. Daily Reported Deaths from COVID-19 in the U.S.

February 26, 2020 - September 15, 2020



Source: Covidtracking.com

Phase 1 Phase 2 Phase 3 Limited Approved

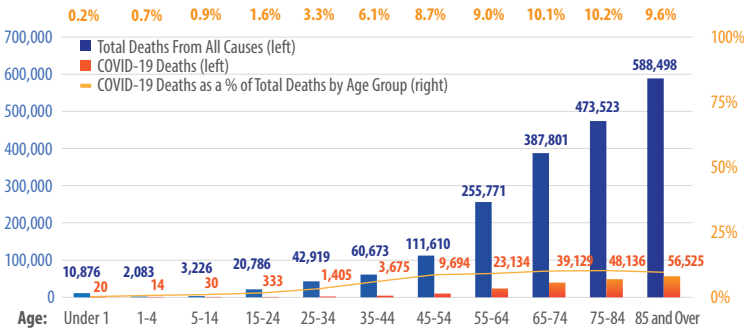


Vaccines testing safety and dosage
 Vaccines in expanded safety trials
 Vaccines in large-scale efficacy tests
 Vaccines approved for early or limited use
 Vaccines approved for full use

Source: The New York Times. Data as of September 17, 2020.

Total Deaths and COVID-19 Deaths in the U.S. by Age Group

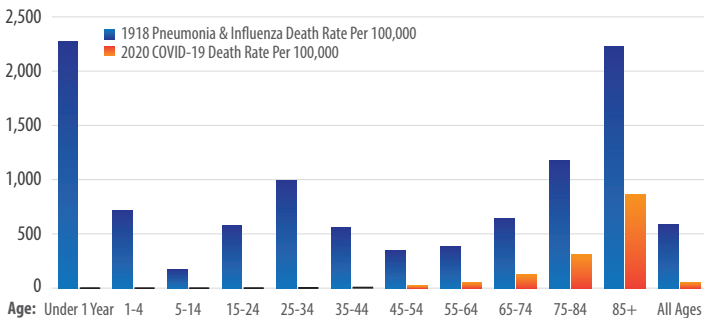
February 1, 2020 - September 12, 2020



Sources: CDC.gov, National Center for Health Statistics

COVID-19 vs. 1918 Spanish Flu

As of September 12, 2020

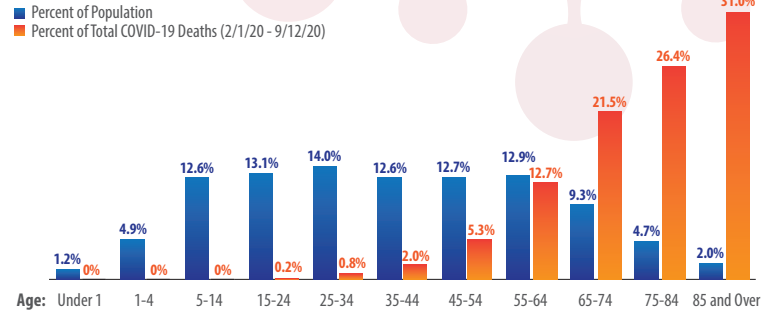


Sources: CDC.gov, nber.org

As of August 31, 2020, there have been **163,735 total U.S. business closures on Yelp since March 1, 2020.** **97,966 of these businesses, or 60%, have permanently closed, never to open their doors again.**¹

Deaths by Age vs. Share of Population in the U.S.

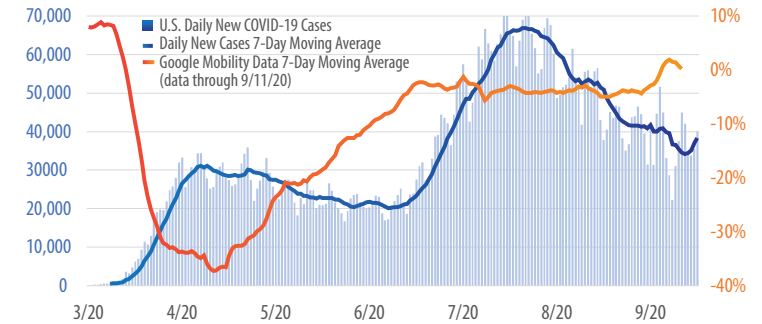
As of September 12, 2020



Sources: CDC.gov, National Center for Health Statistics

U.S. Daily Cases Versus Mobility

March 5, 2020 - September 16, 2020



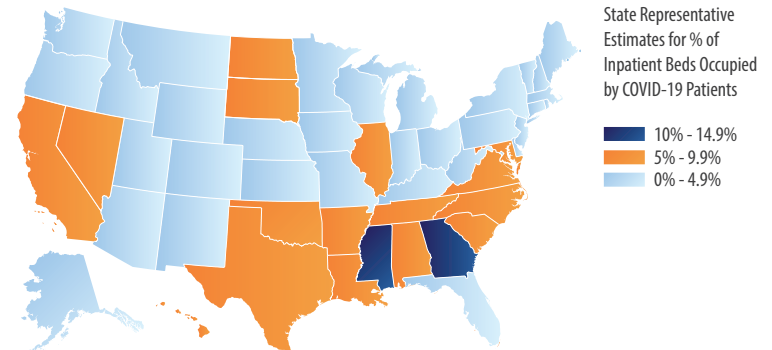
Sources: Google LLC "Google COVID-19 Community Mobility Reports", Covidtracking.com, Mobility data represents an average of activity at Retail & Recreation, Grocery & Pharmacy, Parks, Transit Stations, and Workplaces.



A recent CDC study that looked at **more than 80,000 U.S. adults hospitalized with flu over 8 flu seasons** (2010-11 through 2017-18) found that sudden, **serious heart complications were common and occurred in 1 out of every 8 patients.**²

State Representative Estimates for Hospital Bed Occupancy

As of September 16, 2020



Source: hhs.gov