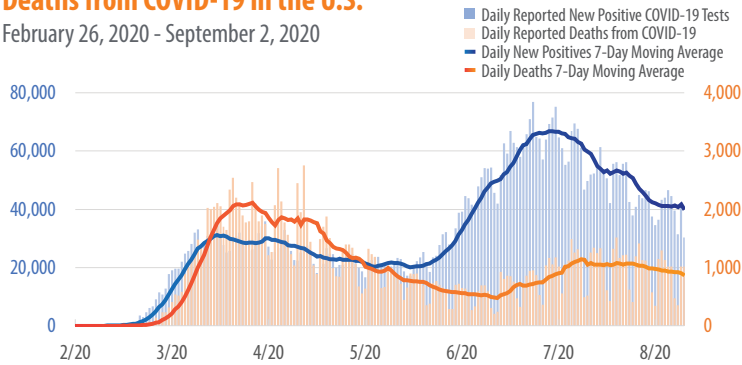


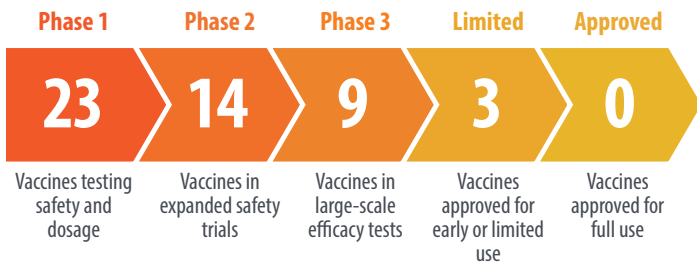
First Trust COVID-19 TRACKER

Daily Reported New Positive COVID-19 Tests vs. Daily Reported Deaths from COVID-19 in the U.S.

February 26, 2020 - September 2, 2020



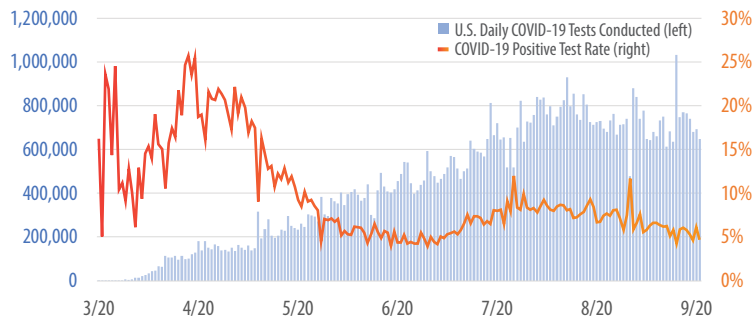
Source: Covidtracking.com



Source: The New York Times. Data as of September 2, 2020.

U.S. COVID-19 Tests Conducted vs. the COVID-19 Positive Test Rate

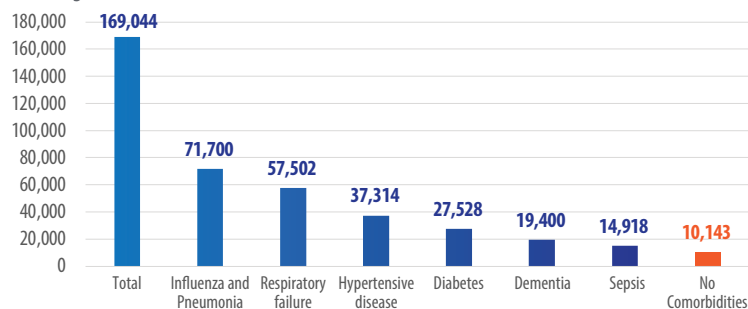
March 5, 2020 - September 2, 2020



Source: CDC.gov

CDC Reported COVID-19 Deaths and Selected Recorded Comorbidities

As of August 29, 2020

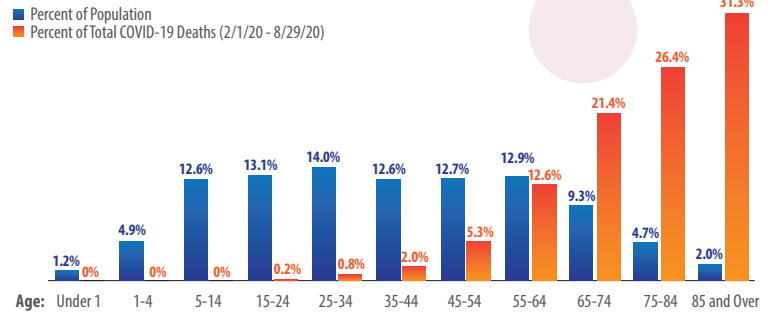


Source: CDC.gov

According to the CDC, from February 1, 2020 to September 2, 2020, **253,841 deaths have occurred over the average expected number. One third of these, or 85,306, have been non-COVID-19 related.**

Deaths by Age vs. Share of Population in the U.S.

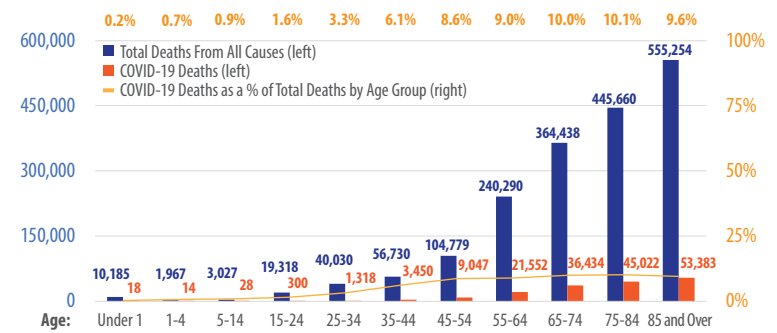
As of August 29, 2020



Source: CDC.gov, National Center for Health Statistics

Total Deaths and COVID-19 Deaths in the U.S. by Age Group

February 1, 2020 - September 2, 2020

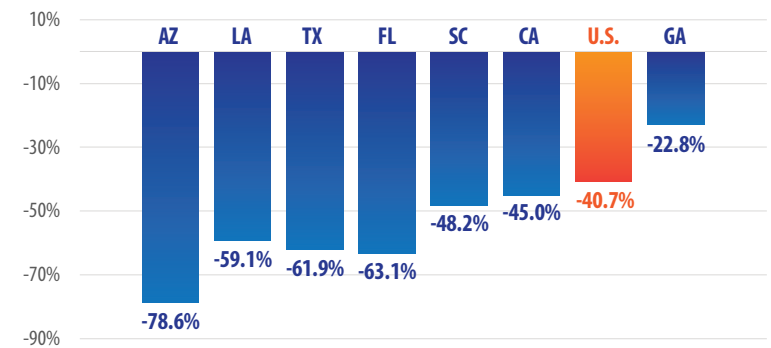


Source: CDC.gov, National Center for Health Statistics

According to the CDC, as of September 2, 2020, for COVID-19 deaths with conditions or causes in addition to the virus itself, **there was an average of 2.6 additional comorbidities recorded.**

Change in COVID-19 Patient Hospital Occupancy from Peak for Select States and the U.S.

As of September 2, 2020



Source: Covidtracking.com